

AstroCel® II Fluid Seal

High Quality HEPA and ULPA Filters for Knife-Edge Applications

- Dedicated cleanroom filters
- Filter classes H14, U15, U16 and U17 to EN1822
- Lightweight and easy to install
- Integral fluid groove provides perfect seal
- Filters for ultra clean environments



AstroCel II Fluid Seal filters feature an integral groove filled with gel at the air inlet side which ensures a perfect seal in housing systems. Available in classification ranges H14, U15, U16 and U17 in accordance with draft EN1822, these filters meet the stringent contamination control requirements of

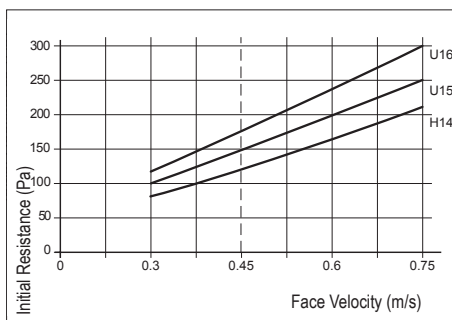
cleanrooms.

Like all AstroCel II type filters, they are compact, lightweight and easy to install - particularly in terminal hood and fan filter modules.

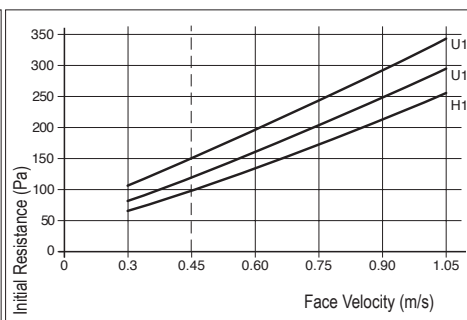
The filters offer the following benefits:

- Factory tested to meet the most stringent legal and industry requirements.
- High efficiency safeguards processes, products and people.
- Functional reliability: leak or scan tested.

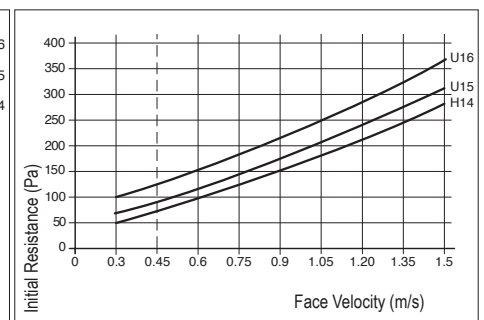
Resistance vs Face Velocity



Filter depth 80 mm: 48 mm media pack



Filter depth 104 mm: 72 mm media pack



Filter depth 128 mm: 96 mm media pack

AstroCel® II Fluid Seal

An AstroCel II Fluid Seal can be ordered using the following Component Code Definition System. Use the table to specify a product suitable to your application requirements.

Selection Table

Item	Component	Component Code Definition*
A	Media**	A = Waterproof glass fibre E = Waterproof glass fibre M = Waterproof glass fibre
B	Cell Sides	96 = Anodized aluminium extrusion with fluid seal
C	Separators	C = Thermoplastic
D	Bond	9 = Cold cured resin
E	Gasket	B = Fluid seal trough
F	Gasket Location	2 = One face
G	Acceptance Level	R = H14 Min. 99.995%, @ MPPS acc. to EN1822 M = U15 Min. 99.9995%, @ MPPS acc. to EN1822 N = U16 Min. 99.99995%, @ MPPS acc. to EN1822 T = U17 Min. 99.999995%, @ MPPS acc. to EN1822
H	Faceguard Location	0 = No faceguard, maximum size 610 x 1220 mm or 762 x 915 mm 1 = Non-gasket side only, media pack non-gasket side 3 = Both sides
I	Options	Consult local sales office

* **Bold typeface:** standard execution
For Dry Seal or Knife-Edge execution consult specification sheets RA-4-702 and RA-4-742.

** To be determined by AAF engineering.

How to Order

Below a typical example of how to order a standard AstroCel II Fluid Seal filter using the Component Definition Code System.

Item	A	B	C	D	E	F	G	H	I
Component Definition	A	96	C	9	B	2	R	3	-

Standard Sizes and Ratings

Size in mm ¹⁾			Airflow at 0.45 m/s	
H	W	D	m ³ /h	m ³ /s
610	610	80	600	0.16
610	915	80	900	0.25
610	1220	80	1200	0.33
1220	1220	80	2400	0.67
610	610	104	600	0.16
610	915	104	900	0.25
610	1220	104	1200	0.33
1220	1220	104	2400	0.67
610	610	128	600	0.16
610	915	128	900	0.25
610	1220	128	1200	0.33
1220	1220	128	2400	0.67

1) Other sizes available upon request.

Note:

- Recommended final resistance 500 Pa.
- Temperature limit: 70°C

Initial resistance table at nominal airflow

Depth (mm)	Class			
	H14	U15	U16	U17
80	125	145	165	-
104	90	105	125	-
128	75	80	90	110

Efficiency

Efficiency	Efficiency EN1822	
@ 0.3 µm	@ MPPS	
99.999%	H14	99.995%
@ 0.12 µm	U15	99.9995%
99.99995%	U16	99.99995%
99.999995%	U17	99.999995%

AAF-International B.V.
P.O. Box 7928
1008 AC Amsterdam
The Netherlands
Tel.: + 31 20 549 44 11
Fax: + 31 20 644 43 98
www.aafeurope.com

International AAF Offices:
Amsterdam (NL), Athens (GR), Brussels (B),
Cramlington (GB), Dortmund (D), Dubai
(UAE), Helsinki (Fin), Istanbul (TR), Lisbon
(P), Louisville, Ky (USA), Madrid (E), Mexico
(Mex), Mozzate-Co (I), Paris (F), Bangalore
(IND), Riyadh (KSA), Shah Alam (Mal),

Suzhou, Shenzhen (PRC), Singapore,
Taiwan, Vienna (A)

AAF Agents:
Johannesburg (RSA)



AAF has a policy of continuous product research and improvement and reserves the right to change design and specifications without notice.

RA-5-742-IN-0307

© 2007 AAF International