


AstroCel® II Knife-Edge

High Quality HEPA and ULPA Filters for Knife-Edge Applications

- Dedicated cleanroom filters
- Filter classes H14, U15, U16 and U17 to EN1822
- Lightweight and easy to install
- Integral knife-edge provides perfect seal
- Filters for ultra clean environments

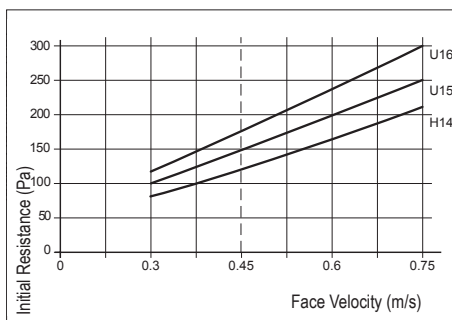


Available in the classification ranges H14, U15, U16 and U17 in accordance with EN1822, AstroCel II Knife-Edge filters provide a perfect seal in liquid channel ceiling grid systems. Due to their high efficiency classification, the filters are

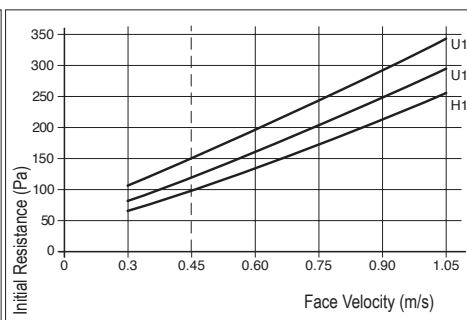
extremely effective in providing the necessary levels of contamination control in cleanrooms. The filters are available in a wide range of knife-edge sizes to meet various application requirements. The filters offer many benefits:

- Factory tested to meet the most stringent legal and industry requirements.
- High efficiency safeguards processes, products and workers.
- Functional reliability: leak or scan tested.

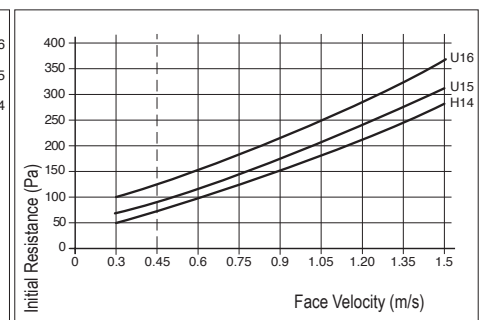
Resistance vs Face Velocity



Filter depth 86 mm: 48 mm media pack



Filter depth 110 mm: 72 mm media pack



Filter depth 134 mm: 96 mm media pack

AstroCel® II Knife-Edge

An AstroCel II Knife-Edge can be ordered using the following Component Code Definition System. Use the table to specify a product suitable to your application requirements

Selection Table

Item	Component	Component Code Definition*
A	Media**	A = Waterproof glass fibre E = Waterproof glass fibre M = Waterproof glass fibre
B	Cell Sides**	98 = Anodized aluminium extrusion with knife-edge
C	Separators	C = Thermoplastic
D	Bond	9 = Cold cured resin
E	Gasket	L = Knife-edge for liquid seal grid system
F	Gasket Location	0 = No gasket 2 = One face
G	Acceptance Level	R = H14 Min. 99.995%, @ MPPS acc. to EN1822 M = U15 Min. 99.9995%, @ MPPS acc. to EN1822 N = U16 Min. 99.99995%, @ MPPS acc. to EN1822 T = U17 Min. 99.999995%, @ MPPS acc. to EN1822
H	Faceguard Location	0 = No faceguard, maximum size 610 x 1220 mm and/or 762 x 915 mm 2 = Gasket side only, media pack knife-edge side 3 = Both sides, media pack knife-edge side
I	Options	Consult local sales office

Size in mm ¹⁾			Airflow at 0.45 m/s	
H	W	D ²⁾	m3/h	m3/s
570	570	86	525	0.15
570	870	86	805	0.22
570	1170	86	1070	0.30
1170	1170	86	2220	0.62
570	570	110	525	0.15
570	870	110	805	0.22
570	1170	110	1070	0.30
1170	1170	110	2220	0.62
570	570	134	525	0.15
570	870	134	805	0.22
570	1170	134	1070	0.30
1170	1170	134	2220	0.62

1) Other sizes and executions available on request.

2) Based on 20 mm knife-edge. Also available with other knife-edge lengths.

Note:

- Recommended final resistance 500 Pa.

- Temperature limit: 70°C

* Bold Typeface: Standard Execution. For Dry Seal or Fluid Seal execution consult specification sheets RA-4-702 and RA-4-732.

** To be determined by AAF engineering.

How to Order

Below a typical example of how to order a standard AstroCel II Knife-Edge filter using the Component Definition Code System.

Item	A	B	C	D	E	F	G	H	I
Component Definition	A	98	C	9	L	2	R	3	-

Efficiency

Efficiency	Efficiency EN1822	
@ 0.3 µm	@ MPPS	
99.999%	H14	99.995%
@ 0.12 µm		
99.9995%	U15	99.9995%
99.99995%	U16	99.99995%
99.999995%	U17	99.999995%

Initial resistance table at nominal airflow

Depth (mm)	Class			
	H14	U15	U16	U17
86	125	145	165	-
110	90	105	125	-
134	75	80	90	110

AAF-International B.V.
P.O. Box 7928
1008 AC Amsterdam
The Netherlands
Tel.: + 31 20 549 44 11
Fax: + 31 20 644 43 98
www.aafeurope.com

International AAF Offices:
Amsterdam (NL), Athens (GR), Brussels (B),
Cramlington (GB), Dortmund (D), Dubai
(UAE), Helsinki (Fin), Istanbul (TR), Lisbon
(P), Louisville, Ky (USA), Madrid (E), Mexico
(Mex), Mozzate-Co (I), Paris (F), Bangalore
(IND), Riyadh (KSA), Shah Alam (Mal),

Suzhou, Shenzhen (PRC), Singapore,
Taiwan, Vienna (A)

AAF Agents:
Johannesburg (RSA)



AAF has a policy of continuous product research and improvement and reserves the right to change design and specifications without notice.

RA-5-742-IN-0307

© 2007 AAF International